



Star
of



the
week

This week the Star Award has been awarded to:

Mrs Lee!

Our very own lockdown hero is continuing to go to work. Not only that, she is caring for at least FOUR households by doing all she can to ensure they have stocked cupboards and fridges and all medical needs are met. Thank you Mrs Lee.

Thank you!

Thank you to all key workers for continuing to work and providing us with essential services.

Please continue to email

mrutter@sspeterpaul.s-tyneside.sch.uk

with jokes, recipes, birthday shout-outs, achievements, book and film recommendations or anything you'd like to share.

The Peter and Paul Press

Ss Peter and Paul RC Primary School's new and exclusive newsletter.



Keeping in touch calls



Hello to my brave 'Stay at Home Superheroes!'

I hope you are all well and enjoyed the sunshine at the weekend.

The teachers and I are missing you all, so thought it was a good idea to ring you up for a quick chat and see how you are getting on. The staff are all excited to speak to you and hear all of your news.

Parents and carers you may receive a call from 'No Caller ID' or 'Private Number'.

Take care and stay safe everyone.

Mrs Butt x



Please check the school Facebook page and your children's school email accounts. Teachers are continuing to give regular updates through these channels of communication.



Film recommendation:

Lilo and Stitch



Kings (Year 6) has provided our

'Joke of the Week'.

I tried to catch the fog, but I mist!




Book recommendation:

The Secret Garden

Corah's family welcomed a new member before lockdown began. Meet Beau, her new puppy! She's helped them to keep busy and stay positive throughout all of this. I'm sure you'll all agree, she is very cute.



Lennon has been keeping himself busy by taking his dog Stella for walks, looking after his gorgeous baby sister Baila, doing science experiments and gardening to keep a promise he made to his Grandad.



Tobias has written a recipe for lentil dahl. I am very impressed by his handwriting. One day soon you will have to make a batch for the staff room!





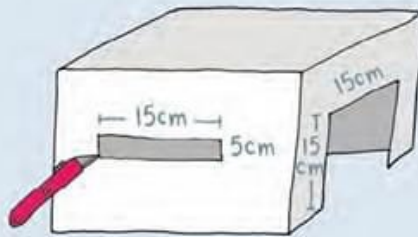
Make a simple hedgehog house



You will need:

- Medium-sized plastic storage box 
- Stanley knife 
- Leaf litter 
- Dry grass or straw 
- Carrier bag 
- Twigs and dry leaves 

1 Cut two side air vents and an entrance into the plastic box.



2 Put some leaf litter inside the box, with clean, dry grass or straw on top.

3 Tuck the box near a hedge (with the entrance facing south if possible).

4 Put an opened-up carrier bag over the top of the box, then cover with twigs, dry grass and leaves.

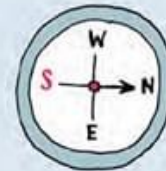
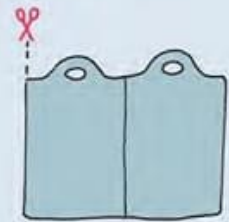


Illustration: Corinne Welch © Copyright Royal Society Wildlife Trusts 2015

www.wildlifewatch.org.uk

I have taken some resources from wildlifewatch.org.uk to share with you. Every week the newsletter will include a new way of attracting wildlife to your outside space. Have a try at creating your own version of the featured project and tracking the interest shown by wildlife. It would be lovely to share anything you create or discover.

Getting to know... Mr Gregg

The current Year 3 class teacher.

How long have you been a teacher?

I started teaching in 2009 so about 11 years.

How many of those years have you spent at SSPP?

I have spent all of those years teaching here at St Peter and Paul RC.

Of the other jobs you have had, which was the best?

I was a Civil Servant for 10 year prior to teaching, working as a pensions and software analyst working for the Cabinet Office and DWP. I was also a Barman during my time at university.

My best job was working for the Cabinet Office, I flew to Southampton every week, lived in hotels, and had business expenses. Those were the days.

Are you learning anything at the moment?

Everyday is a school day.

What are your hobbies?

I play rugby for Westoe RFC most Saturdays and really enjoy the social side of this.

If you could live anywhere in the world, where would you choose?

This is a tricky one, two places, either one of the small Hebridean islands off the West Coast of Scotland like Barra or Colonsay miles away from anywhere with lots of sandy beaches. Then there is the other option, St Lucia in the Carribean, I went there for my brother's wedding and could definitely get used to the Carribean way of life.

What is your favourite food?

I love all types of food, you don't get a belly like mine by not liking food, but if I have to choose one it would be Chicken Wings marinated with lots of different flavours.

What is your favourite drink?

Have you seen the Aldi advert with the old woman who talks about her husband liking a certain brand of tea but she doesn't like tea? She likes gin.

Finally, what is the best thing about SSPP?

Working with the staff and the children. If you enjoy your job are you even working?



A reminder of teacher's email addresses

Staff email addresses begin with their names and all use the same domain name which is: @sspeterpaul.s-tyneside.sch.uk

To contact a member of staff simply use the usernames below followed by the domain name.

Nursery: ktodd

Reception: jparker

Y1: ccooke

Y2: leyres and sgraham

Y3: jgregg

Y4: kstephenson

Y5: scoyne

Y6: Inicol

Office: info

Head teacher: mbutt

Useful numbers

South Tyneside Hospital
01914041000

Mental Health Initial Response Team
03031231145

Citizens Advice Bureau Advice Line 0344 4994 715

National Domestic Violence Helpline 0808 2000 247

Samaritans 116 123

S. Tyneside Lifecycle Mental Health Service 01912832937

For details about food banks contact: **Hospitality and Hope** on 0191 420 3336 **Key 2 Life Foodbank** on 07833 613393 **Hebburn Helps** on 0191 489 9707



Prayer Space



Light a candle if you have one.

Sit quietly together for a few moments to allow yourself to know that God is with you.

Each of us has special gifts that God has given us: it might be a smile that can cheer others up; it might be music, dancing, telling jokes, helping or something else.

Think for a while about your special gifts and about the gifts God has given to the people you live with.

You might want to tell the others with you what gifts you think they have.

Quietly, in your own heart, think of one thing you could do in the next day or so to use a gift that you have to make someone's day better.

A prayer to say if you want to:

Ever-loving God,

thank you for the good gifts you have given to each of us.

We pray that all of us will use our gifts

to bring joy and happiness to others,

especially those who need it most. Amen.

Other prayers you might want to use:

God, thank you for the people in my life who cheer me up and make me happy.

Bless them and keep them in your care. Amen



This week our lovely Mrs Martin will be celebrating her birthday. We hope you have a wonderful day speaking with your family on the phone and eating lots of your favourite food: cake!



Did you know the Queen celebrated her birthday on the 21st of April? She also has a second birthday celebration in June!

Many happy returns to all of our readers with upcoming birthdays.

